

GMI EXECUTIVE PAY SCORECARDSM

Data & analysis provided by GMI-The Independent Leader in Corporate Governance and ESG&A

30 Jan 2012

Jack in the Box Inc.







JACK NASDAQ

Restaurants

Market Capitalization USD:

\$924.00 mm

CONCERN LEVEL: HIGH

- 1 The CEO's total remuneration is within the typical market range for the relevant industry and market cap.
- 2 The ratio between the CEO's pay and the median pay of the other named executive officers is 3X or less.
- 3 The CEO's annual cash incentives rose or fell in line with annual performance. 
- 4 The CEO received no more than one annual cash bonus this fiscal year.
- 5 The CEO's equity remuneration reflected the company's share price movement over the last five years. 
- 6 The company only pays long-term incentives to the CEO for above median performance against a peer group. 
- 7 The company's dilution from equity incentives is 10 percent or less. 
- 8 Unvested equity lapses when the CEO's employment is terminated. 
- 9 The CEO's potential cash severance payment is capped at two times annual cash remuneration. 
- 10 The accrued benefits of the CEO's post-retirement income are within the typical market range for the relevant market cap bracket.

CEO: Linda A. Lang

Age: 53

CEO Since: 2005

	2009	2010	2011
Base Salary	\$900,981	\$923,423	\$929,885
Discretionary Bonus	\$0	\$0	\$0
Annual Cash Incentive	\$1,091,730	\$0	\$615,780
Benefits and Perquisites	\$107,713	\$70,063	\$114,731
TOTAL ANNUAL COMPENSATION	\$2,100,424	\$993,486	\$1,660,396
Increase in Post-Retirement Benefits	\$1,734,052	\$958,694	\$753,723
Stock Option Awards	\$0	\$1,693,860	\$1,597,514
Stock Awards	\$0	\$857,070	\$1,294,147
TOTAL COMPENSATION	\$7,107,658	\$4,503,110	\$5,305,780
Median of Other Named Executive Officers Total Compensation	\$2,237,147	\$1,387,087	\$1,527,528
Value Realized on Exercise of Stock Option	\$0	\$0	\$758,670
Value Realized on Vesting of Stock	\$0	\$0	\$0
TOTAL REALIZED EQUITY COMPENSATION	\$0	\$0	\$758,670

Proxy Date: 12 Jan 2012

Annual Meeting Date: 17 Feb 2012

Equity Reserves: 25.31%

Stock Option Run Rate: 1.01%

This report is for informational purposes only, and should not be considered a solicitation to buy or sell any security.

COPYRIGHT 2012| GMI | ALL RIGHTS RESERVED

Jack in the Box Inc.

JACK NASDAQ

Restaurants

Market Capitalization USD: **\$924.00 mm**

Performance Comparison

■ vs S&P500 ■ vs Industry ■ JACK



Peer Comparisons (TRBC) =Restaurants

Total Summary CEO Compensation

Ticker	Company Name	2009	2010	2011	Market Cap
JACK	Jack in the Box Inc.	\$7,107,658	\$4,503,110	\$5,305,780	\$923,996,590
WEN	Wendy's Company (The)	\$3,436,781	\$4,913,452		\$1,818,284,592
EAT	Brinker International, Inc.	\$3,428,104	\$3,093,924		\$1,729,614,534
DPZ	Domino's Pizza, Inc.	\$4,207,131	\$5,573,316		\$1,656,522,131
CAKE	Cheesecake Factory Incorporated (The)	\$3,611,812	\$3,698,975		\$1,398,366,916
BJRI	BJ's Restaurants, Inc.	\$1,472,605	\$2,510,411		\$1,221,759,309
BWLD	Buffalo Wild Wings, Inc.	\$2,413,271	\$1,969,991		\$1,097,459,885

To insure consistency, peer comparisons are based on a combination of TRBC Industry and Sector classifications and company market caps. Missing peer pay figures for 2011 are due to differences in company filing schedules.

Pay Peer Group

Brinker International, Inc., Aeropostale Inc., Hyatt Hotels Corporation, Burger King Holdings, Chicos FAS Inc., Wyndham Worldwide Corporation, The Cheesecake Factory Incorporated, Children's Place Retail Stores Inc., Chipotle Mexican Grill Inc., Collective Brands, Inc., Cracker Barrel Old Country Store, Inc., Dick's Sporting Goods Inc., Darden Restaurants, Inc., DSW Inc., DineEquity, Inc., Jo-Ann Stores Inc., Panera Bread Company, RadioShack Corporation, PF Chang's China Bistro, Inc., Ruby Tuesday, Inc., Sonic Corporation, Wendy's/Arby's Group Inc., YUM! Brands, Inc.

Performance Peer Group

NA

COMPENSATION COMMITTEE MEMBERS

Director	Membership	Age	Gender	Tenure	Independence
Michael W. Murphv	Chairman	54	Male	10	Outside
David L. Goebel	Member	61	Male	4	Outside
John T. Wvatt	Member	56	Male	2	Outside