





Halliburton Company

HAL NYSE

Oil Related Services / Equipment

Market Capitalization USD: **\$28,067.31 mm**

CONCERN LEVEL: LOW

- 1 The CEO's total remuneration is within the typical market range for the relevant industry and market cap.
- 2 The ratio between the CEO's pay and the median pay of the other named executive officers is 3X or less.
- 3 The CEO's annual cash incentives rose or fell in line with annual performance.
- 4 The CEO received no more than one annual cash bonus this fiscal year.
- 5 The CEO's equity remuneration reflected the company's share price movement over the last five years.
- 6 The company only pays long-term incentives to the CEO for above median performance against a peer group. 
- 7 The company's dilution from equity incentives is 10 percent or less.
- 8 Unvested equity lapses when the CEO's employment is terminated. 
- 9 The CEO's potential cash severance payment is capped at two times annual cash remuneration.
- 10 The accrued benefits of the CEO's post-retirement income are within the typical market range for the relevant market cap bracket.

CEO: David J. Lesar

Age: 57 CEO Since: 2000

	2009	2010	2011
Base Salary	\$1,328,708	\$1,358,500	\$1,430,000
Discretionary Bonus	\$0	\$0	\$0
Annual Cash Incentive	\$5,000,000	\$6,838,800	\$7,182,000
Benefits and Perquisites	\$1,263,925	\$1,343,134	\$1,405,730
TOTAL ANNUAL COMPENSATION	\$7,592,633	\$9,540,434	\$10,017,730
Increase in Post-Retirement Benefits	\$111,256	\$104,227	\$189,120
Stock Option Awards	\$1,649,027	\$1,475,258	\$1,719,828
Stock Awards	\$3,081,750	\$3,773,997	\$3,912,700
TOTAL COMPENSATION	\$12,434,666	\$14,893,916	\$15,839,378
Median of Other Named Executive Officers Total Compensation	\$3,289,896	\$3,751,719	\$6,411,548
Value Realized on Exercise of Stock Option	\$0	\$1,747,848	\$7,415,168
Value Realized on Vesting of Stock	\$6,102,031	\$7,097,210	\$7,018,206
TOTAL REALIZED EQUITY COMPENSATION	\$6,102,031	\$8,845,058	\$14,433,374

Proxy Date: 3 Apr 2012

Annual Meeting Date: 16 May 2012

Equity Reserves: 7.02%

Stock Option Run Rate: 0.37%

Halliburton Company

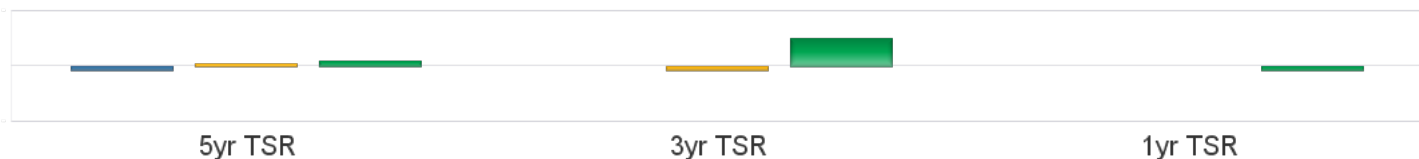
HAL NYSE

Oil Related Services / Equipment

Market Capitalization USD: \$28,067.31 mm

Performance Comparison

■ S&P500 ■ Industry ■ HAL



Peer Comparisons (TRBC) =Oil Related Services / Equipment

Total Summary CEO Compensation

Ticker	Company Name	2009	2010	2011	Market Cap
HAL	Halliburton Company	\$12,434,666	\$14,893,916	\$15,839,378	\$28,067,310,405
SLB	Schlumberger Limited	\$14,063,353	\$15,557,996	\$17,878,094	\$81,223,289,490
NOV	National Oilwell Varco, Inc.	\$7,019,144	\$9,250,871	\$9,832,070	\$21,700,768,567
BHI	Baker Hughes Incorporated	\$8,315,147	\$9,443,963	\$11,254,917	\$20,130,555,190
KMI	Kinder Morgan, Inc.		\$1	\$1	\$18,304,270,647
SE	Spectra Energy Corp.	\$4,761,149	\$6,864,886	\$7,782,334	\$15,924,478,368
EP	El Paso Corporation	\$6,306,902	\$8,453,634		\$13,463,928,642

To insure consistency, peer comparisons are based on a combination of TRBC Industry and Sector classifications and company market caps. Missing peer pay figures for 2011 are due to differences in company filing schedules.

Pay Peer Group

3M Company, Honeywell International Inc., Anadarko Petroleum Corporation, Johnson Controls, Inc., Apache Corporation, Murphy Oil Corporation, Baker Hughes Incorporated, National Oilwell Varco, Inc., Caterpillar Inc., Occidental Petroleum Corporation, Deere and Company, Raytheon Co., Devon Energy Corporation, Schlumberger Ltd., Emerson Electric Co., Transocean Ltd., Fluor, Weatherford International, Ltd., Hess Corporation, The Williams Companies, Inc.

Performance Peer Group

Anadarko Petroleum Corporation, Murphy Oil Corporation, Apache Corporation, Nabors Industries Ltd., Baker Hughes Incorporated, National Oilwell Varco, Inc., Cameron International Corporation, Schlumberger Ltd., Chesapeake Energy Corporation, Transocean Ltd., Devon Energy Corporation, Weatherford International, Ltd., Hess Corporation, The Williams Companies, Inc., Marathon Oil Corporation

COMPENSATION COMMITTEE MEMBERS

Director	Membership	Age	Gender	Tenure	Independence
James R. Boyd	Chairman	65	Male	6	Outside
Debra L. Reed	Member	55	Female	11	Outside Related
Milton Carroll	Member	61	Male	6	Outside
Murry S. Gerber	Member	59	Male	0	Outside
Robert A. Malone	Member	60	Male	3	Outside

This report is for informational purposes only, and should not be considered a solicitation to buy or sell any security. Thomson Reuters Business Classification (TRBC) is a global industry classification system that is owned and operated by Thomson Reuters and has been licensed for use by GMI Ratings.

COPYRIGHT 2012 | GMI Ratings | ALL RIGHTS RESERVED