



Forward Air Corporation



FWRD NASDAQ

Air Freight / Courier Services

Market Capitalization USD:

\$751.00 mm

CONCERN LEVEL: **LOW**

- 1 The CEO's total remuneration is within the typical market range for the relevant industry and market cap.
- 2 The ratio between the CEO's pay and the median pay of the other named executive officers is 3X or less.
- 3 The CEO's annual cash incentives rose or fell in line with annual performance.
- 4 The CEO received no more than one annual cash bonus this fiscal year.
- 5 The CEO's equity remuneration reflected the company's share price movement over the last five years.
- 6 The company only pays long-term incentives to the CEO for above median performance against a peer group.
- 7 The company's dilution from equity incentives is 10 percent or less. 
- 8 Unvested equity lapses when the CEO's employment is terminated. 
- 9 The CEO's potential cash severance payment is capped at two times annual cash remuneration.
- 10 The accrued benefits of the CEO's post-retirement income are within the typical market range for the relevant market cap bracket.

CEO: **Bruce A. Campbell**

Age: 60

CEO Since: 2003

| | 2009 | 2010 | 2011 |
|--|--------------------|--------------------|--------------------|
| Base Salary | \$500,000 | \$500,000 | \$550,000 |
| Discretionary Bonus | \$75,000 | \$0 | \$0 |
| Annual Cash Incentive | \$0 | \$550,000 | \$467,500 |
| Benefits and Perquisites | \$14,836 | \$15,321 | \$18,221 |
| TOTAL ANNUAL COMPENSATION | \$589,836 | \$1,065,321 | \$1,035,721 |
| Increase in Post-Retirement Benefits | \$0 | \$0 | \$0 |
| Stock Option Awards | \$796,460 | \$823,780 | \$395,596 |
| Stock Awards | \$0 | \$0 | \$725,698 |
| TOTAL COMPENSATION | \$1,386,296 | \$1,889,101 | \$2,157,015 |
| Median of Other Named Executive Officers Total Compensation | \$684,468 | \$982,079 | \$872,965 |
| Value Realized on Exercise of Stock Option | \$0 | \$0 | \$0 |
| Value Realized on Vesting of Stock | \$95,965 | \$0 | \$0 |
| TOTAL REALIZED EQUITY COMPENSATION | \$95,965 | \$0 | \$0 |

Proxy Date: 23 Mar 2012

Annual Meeting Date: 7 May 2012

Equity Reserves: 22.81%

Stock Option Run Rate: 1.69%

Forward Air Corporation

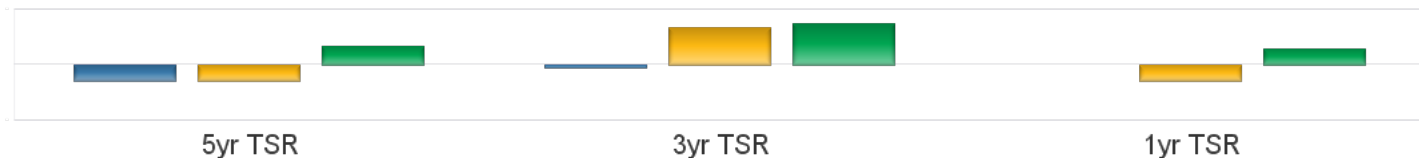
FWRD NASDAQ

Air Freight / Courier Services

Market Capitalization USD: **\$751.00 mm**

Performance Comparison

■ S&P500 ■ Industry ■ FWRD



Peer Comparisons (TRBC) = Industrials

Total Summary CEO Compensation

| Ticker | Company Name | 2009 | 2010 | 2011 | Market Cap |
|-------------|------------------------------------|--------------------|--------------------|--------------------|----------------------|
| FWRD | Forward Air Corporation | \$1,386,296 | \$1,889,101 | \$2,157,015 | \$751,000,588 |
| MTSC | MTS Systems Corporation | \$1,536,198 | \$1,435,894 | \$1,900,187 | \$480,264,841 |
| NC | NACCO Industries, Inc. | \$3,488,334 | \$10,531,524 | | \$431,022,617 |
| NCI | Navigant Consulting, Inc. | \$2,040,479 | \$1,883,293 | | \$484,341,360 |
| NAV | Navistar International Corporation | \$8,181,126 | \$10,382,469 | \$15,167,755 | \$2,330,990,541 |
| NDSN | Nordson Corporation | \$7,565,640 | \$4,140,168 | \$4,515,269 | \$2,711,085,451 |
| ORB | Orbital Sciences Corporation | \$1,140,609 | \$1,884,427 | \$1,902,392 | \$748,280,243 |

To insure consistency, peer comparisons are based on a combination of TRBC Industry and Sector classifications and company market caps.

Missing peer pay figures for 2011 are due to differences in company filing schedules.

Pay Peer Group

IDEXX Laboratories, Inc., Hub Group, Inc., Knight Transportation, Inc., Landstar System, Inc., Old Dominion Freight Line, Inc., Pacer International, Inc., UTi Worldwide, Inc., Wright Express Corp., Parker Drilling Co., Immucor, Inc., FactSet Research Systems Inc., Meridian Bioscience, Inc

Performance Peer Group

C.H. Robinson Worldwide, Inc.; Con-way, Inc.; Expeditors International of Washington, Inc.; FedEx Corporation; Hub Group, Inc.; J.B. Hunt Transport Services, Inc.; Knight Transportation, Inc.; Landstar System, Inc.; Old Dominion Freight Line, Inc.; United Parcel Service, Inc.; UTi Worldwide, Inc.; and Werner Enterprises, Inc.

COMPENSATION COMMITTEE MEMBERS

| Director | Membership | Age | Gender | Tenure | Independence |
|-----------------|------------|-----|--------|--------|--------------|
| Garv L. Paxton | Chairman | 65 | Male | 5 | Outside |
| C. John Landlev | Member | 66 | Male | 8 | Outside |
| Ronald W. Allen | Member | 70 | Male | 1 | Outside |
| | | | | | |
| | | | | | |

This report is for informational purposes only, and should not be considered a solicitation to buy or sell any security. Thomson Reuters Business Classification (TRBC) is a global industry classification system that is owned and operated by Thomson Reuters and has been licensed for use by GMI Ratings.

COPYRIGHT 2012 | GMI Ratings | ALL RIGHTS RESERVED