



DENTSPLY International Inc.



XRAY NASDAQ

Medical Equipment / Supplies / Distribution

Market Capitalization USD:

\$4,337.43 mm

CONCERN LEVEL: AVERAGE

- 1 The CEO's total remuneration is within the typical market range for the relevant industry and market cap.
- 2 The ratio between the CEO's pay and the median pay of the other named executive officers is 3X or less.
- 3 The CEO's annual cash incentives rose or fell in line with annual performance.
- 4 The CEO received no more than one annual cash bonus this fiscal year.
- 5 The CEO's equity remuneration reflected the company's share price movement over the last five years.
- 6 The company only pays long-term incentives to the CEO for above median performance against a peer group.
- 7 The company's dilution from equity incentives is 10 percent or less. 
- 8 Unvested equity lapses when the CEO's employment is terminated. 
- 9 The CEO's potential cash severance payment is capped at two times annual cash remuneration.
- 10 The accrued benefits of the CEO's post-retirement income are within the typical market range for the relevant market cap bracket.

CEO: Bret W. Wise

Age: 51

CEO Since: 2007

	2009	2010	2011
Base Salary	\$815,000	\$830,000	\$860,000
Discretionary Bonus	\$0	\$0	\$0
Annual Cash Incentive	\$470,300	\$586,500	\$901,300
Benefits and Perquisites	\$204,647	\$152,068	\$169,240
TOTAL ANNUAL COMPENSATION	\$1,489,947	\$1,568,568	\$1,930,540
Increase in Post-Retirement Benefits	\$0	\$0	\$0
Stock Option Awards	\$1,700,149	\$0	\$1,693,005
Stock Awards	\$966,838	\$988,684	\$1,362,502
TOTAL COMPENSATION	\$4,156,934	\$2,557,252	\$4,986,047
Median of Other Named Executive Officers Total Compensation	\$1,313,040	\$1,103,082	\$1,740,949
Value Realized on Exercise of Stock Option	\$0	\$0	\$3,003,009
Value Realized on Vesting of Stock	\$0	\$0	\$918,408
TOTAL REALIZED EQUITY COMPENSATION	\$0	\$0	\$3,921,417

Proxy Date: 23 Apr 2012

Annual Meeting Date: 23 May 2012

Equity Reserves: 16.29%

Stock Option Run Rate: 1.05%

DENTSPLY International Inc.

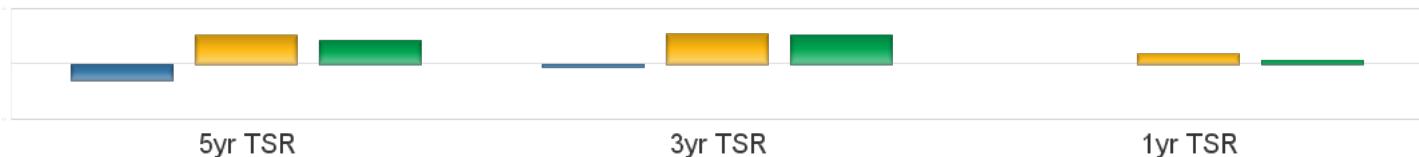
XRAY NASDAQ

Medical Equipment / Supplies / Distribution

Market Capitalization USD: **\$4,337.43 mm**

Performance Comparison

■ S&P500 ■ Industry ■ XRAY



Peer Comparisons (TRBC) =Medical Equipment / Supplies / Distribution

Total Summary CEO Compensation

Ticker	Company Name	2009	2010	2011	Market Cap
XRAY	DENTSPLY International Inc.	\$4,156,934	\$2,557,252	\$4,986,047	\$4,337,431,541
ZMH	Zimmer Holdings, Inc.	\$7,083,152	\$9,555,210	\$9,227,882	\$10,186,564,815
BCR	C.R. Bard, Inc.	\$9,683,341	\$10,122,138	\$8,853,062	\$7,498,268,901
HSIC	Henry Schein, Inc.	\$4,268,925	\$4,193,676	\$10,837,206	\$5,730,672,318
CFN	CareFusion Corporation	\$2,192,277	\$16,300,289		\$5,363,162,131
COO	Cooper Companies, Inc. (The)	\$2,138,636	\$2,204,416	\$5,033,932	\$3,659,460,516
PDCO	Patterson Companies, Inc.	\$881,292	\$2,803,714		\$3,391,463,562

To insure consistency, peer comparisons are based on a combination of TRBC Industry and Sector classifications and company market caps.

Missing peer pay figures for 2011 are due to differences in company filing schedules.

Pay Peer Group

Beckman Coulter, Kinetic Concepts, St. Jude Medical, CareFusion, Mettler-Toledo, Teleflex, Cooper Companies, Patterson Companies, Varian Medical Systems, CR Bard, PerkinElmer, Waters, Edwards Lifesciences, ResMed, Zimmer Holdings, Henry Schein, STERIS.

Performance Peer Group

NA

COMPENSATION COMMITTEE MEMBERS

Director	Membership	Age	Gender	Tenure	Independence
Michael J. Coleman	Chairman	68	Male	19	Outside Related
Eric K. Brandt	Member	49	Male	8	Outside
Michael C. Alfano	Member	64	Male	11	Outside Related

This report is for informational purposes only, and should not be considered a solicitation to buy or sell any security. Thomson Reuters Business Classification (TRBC) is a global industry classification system that is owned and operated by Thomson Reuters and has been licensed for use by GMI Ratings.

COPYRIGHT 2012 | GMI Ratings | ALL RIGHTS RESERVED