



Children's Place Retail Stores, Inc. (The)




PLCE NASDAQ

Retail - Apparel / Accessories

Market Capitalization USD:

\$1,171.69 mm

CONCERN LEVEL: AVERAGE

- 1 The CEO's total remuneration is within the typical market range for the relevant industry and market cap.
- 2 The ratio between the CEO's pay and the median pay of the other named executive officers is 3X or less. 
- 3 The CEO's annual cash incentives rose or fell in line with annual performance.
- 4 The CEO received no more than one annual cash bonus this fiscal year.
- 5 The CEO's equity remuneration reflected the company's share price movement over the last five years.
- 6 The company only pays long-term incentives to the CEO for above median performance against a peer group.
- 7 The company's dilution from equity incentives is 10 percent or less.
- 8 Unvested equity lapses when the CEO's employment is terminated. 
- 9 The CEO's potential cash severance payment is capped at two times annual cash remuneration. 
- 10 The accrued benefits of the CEO's post-retirement income are within the typical market range for the relevant market cap bracket.

CEO: Jane T. Elfers

Age: 51

CEO Since: 2010

	2009	2010	2011
Base Salary	\$942,308	\$1,000,000	\$1,000,000
Discretionary Bonus	\$0	\$1,000,000	\$0
Annual Cash Incentive	\$923,288	\$0	\$0
Benefits and Perquisites	\$409,215	\$162,962	\$118,359
TOTAL ANNUAL COMPENSATION	\$2,274,811	\$2,162,962	\$1,118,359
Increase in Post-Retirement Benefits	\$0	\$0	\$0
Stock Option Awards	\$0	\$0	\$0
Stock Awards	\$1,180,383	\$0	\$9,999,978
TOTAL COMPENSATION	\$3,455,194	\$2,162,962	\$11,118,337
Median of Other Named Executive Officers Total Compensation	\$698,155	\$1,270,677	\$1,810,213
Value Realized on Exercise of Stock Option	\$0	\$0	\$0
Value Realized on Vesting of Stock	\$815,372	\$1,510,265	\$1,654,033
TOTAL REALIZED EQUITY COMPENSATION	\$815,372	\$1,510,265	\$1,654,033

Proxy Date: 24 Apr 2012

Annual Meeting Date: 13 Jun 2012

Equity Reserves: 11.43%

Stock Option Run Rate: 0.00%

Children's Place Retail Stores, Inc. (The)

PLCE NASDAQ

Retail - Apparel / Accessories

Market Capitalization USD: \$1,171.69 mm

Performance Comparison

■ S&P500 ■ Industry ■ PLCE



Peer Comparisons (TRBC) =Retail - Apparel / Accessories

Total Summary CEO Compensation

Ticker	Company Name	2009	2010	2011	Market Cap
PLCE	Children's Place Retail Stores, Inc. (The)	\$3,455,194	\$2,162,962	\$11,118,337	\$1,171,687,052
URBN	Urban Outfitters, Inc.	\$3,169,739	\$29,944,180	\$950,414	\$3,433,925,326
FL	Foot Locker, Inc.	\$2,848,230	\$8,060,791	\$14,059,147	\$3,072,918,746
SIG	Signet Jewelers Limited	\$2,205,000	\$5,293,326	\$7,657,530	\$2,934,981,696
GES	Guess?, Inc.	\$15,220,426	\$9,799,620		\$2,643,234,849
AEO	American Eagle Outfitters, Inc.	\$17,946,755	\$9,214,977	\$14,404,763	\$2,284,241,970
ASNA	Ascena Retail Group, Inc.	\$1,932,613	\$6,747,800		\$2,097,196,302

To insure consistency, peer comparisons are based on a combination of TRBC Industry and Sector classifications and company market caps.

Missing peer pay figures for 2011 are due to differences in company filing schedules.

Pay Peer Group

Abercrombie & Fitch, Aeropostale, American Eagle Outfitters, Ann (formerly Ann Taylor), Ascena (formerly Dress Barn), Buckle, Carter's, Charming Shoppes, Chico's FAS, Collective Brands, DSW, Express, New York & Company, Pacific Sunwear of California, Talbots, Urban Outfitters.

Performance Peer Group

NA

COMPENSATION COMMITTEE MEMBERS

Director	Membership	Age	Gender	Tenure	Independence
Joseph R. Gromek	Member	65	Male	1	Outside
Norman S. Matthews	Member	79	Male	3	Outside
Robert Fisch	Member	62	Male	8	Outside