



Cash America International, Inc.



CSH NYSE

Consumer Financial Services

Market Capitalization USD:

\$1,500.26 mm

CONCERN LEVEL: LOW

- 1 The CEO's total remuneration is within the typical market range for the relevant industry and market cap.
- 2 The ratio between the CEO's pay and the median pay of the other named executive officers is 3X or less.
- 3 The CEO's annual cash incentives rose or fell in line with annual performance.
- 4 The CEO received no more than one annual cash bonus this fiscal year.
- 5 The CEO's equity remuneration reflected the company's share price movement over the last five years.
- 6 The company only pays long-term incentives to the CEO for above median performance against a peer group. 
- 7 The company's dilution from equity incentives is 10 percent or less.
- 8 Unvested equity lapses when the CEO's employment is terminated. 
- 9 The CEO's potential cash severance payment is capped at two times annual cash remuneration.
- 10 The accrued benefits of the CEO's post-retirement income are within the typical market range for the relevant market cap bracket.

CEO: Daniel R. Feehan

Age: 61

CEO Since: 2000

	2009	2010	2011
Base Salary	\$731,250	\$792,308	\$823,077
Discretionary Bonus	\$0	\$0	\$0
Annual Cash Incentive	\$768,784	\$895,771	\$1,180,575
Benefits and Perquisites	\$203,117	\$197,232	\$232,266
TOTAL ANNUAL COMPENSATION	\$1,703,151	\$1,885,311	\$2,235,918
Increase in Post-Retirement Benefits	\$0	\$0	\$0
Stock Option Awards	\$0	\$0	\$0
Stock Awards	\$715,987	\$1,456,047	\$1,918,671
TOTAL COMPENSATION	\$2,419,138	\$3,341,358	\$4,154,589
Median of Other Named Executive Officers Total Compensation	\$983,723	\$1,609,146	\$1,709,915
Value Realized on Exercise of Stock Option	\$0	\$3,902,250	\$0
Value Realized on Vesting of Stock	\$445,654	\$1,316,636	\$789,834
TOTAL REALIZED EQUITY COMPENSATION	\$445,654	\$5,218,886	\$789,834

Proxy Date: 13 Apr 2012

Annual Meeting Date: 24 May 2012

Equity Reserves: 9.52%

Stock Option Run Rate: 0.00%

Cash America International, Inc.

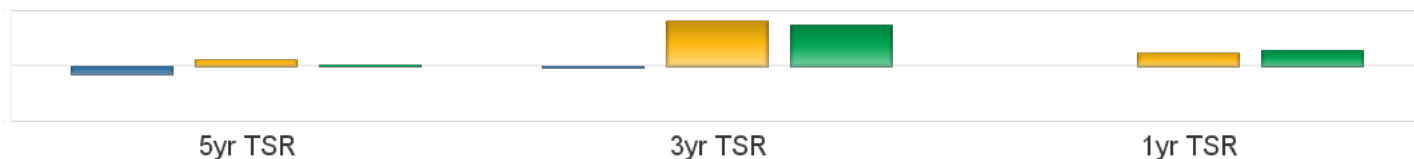
CSH NYSE

Consumer Financial Services

Market Capitalization USD: **\$1,500.26 mm**

Performance Comparison

■ S&P500 ■ Industry ■ CSH



Peer Comparisons (TRBC) =Consumer Financial Services

Total Summary CEO Compensation

Ticker	Company Name	2009	2010	2011	Market Cap
CSH	Cash America International, Inc.	\$2,419,138	\$3,341,358	\$4,154,589	\$1,500,263,572
GPN	Global Payments Inc.	\$4,991,012	\$5,457,246		\$3,163,173,950
CACC	Credit Acceptance Corporation	\$805,385	\$807,350	\$982,350	\$1,651,274,737
EZPW	EZCORP, Inc.	\$3,196,730	\$3,675,247		\$1,388,541,351
GDOT	Green Dot Corporation		\$652,119	\$1,734,481	\$1,320,553,679
FCFS	First Cash Financial Services, Inc.	\$1,758,607	\$3,262,854		\$1,293,812,377
DLLR	DFC Global Corp.	\$3,847,942	\$5,477,110		\$957,477,288

To insure consistency, peer comparisons are based on a combination of TRBC Industry and Sector classifications and company market caps. Missing peer pay figures for 2011 are due to differences in company filing schedules.

Pay Peer Group

Financial Services Peers; Advance America, Cash Advance Centers, Inc., Dollar Financial Corp., EZCORP, Inc., First Cash Financial Services, Inc., Rent-A-Center, Inc., QC Holdings, Inc., World Acceptance Corporation
Local Peers; Pier 1 Imports, Inc., RadioShack Corporation, Rent-A-Center, Inc., Trinity Industries, Inc., Tuesday Morning Corporation, Zale Corporation.

Performance Peer Group

NA

COMPENSATION COMMITTEE MEMBERS

Director	Membership	Age	Gender	Tenure	Independence
James H. Graves	Chairman	63	Male	16	Outside Related
B. D. Hunter	Member	82	Male	28	Outside Related
Daniel E. Berce	Member	58	Male	6	Outside