



**Belden Inc.**




**BDC NYSE**

**Communications Equipment**

Market Capitalization USD:

**\$1,223.45 mm**

**CONCERN LEVEL: AVERAGE**

- 1 The CEO's total remuneration is within the typical market range for the relevant industry and market cap.
- 2 The ratio between the CEO's pay and the median pay of the other named executive officers is 3X or less.
- 3 The CEO's annual cash incentives rose or fell in line with annual performance.
- 4 The CEO received no more than one annual cash bonus this fiscal year.
- 5 The CEO's equity remuneration reflected the company's share price movement over the last five years.
- 6 The company only pays long-term incentives to the CEO for above median performance against a peer group. 
- 7 The company's dilution from equity incentives is 10 percent or less. 
- 8 Unvested equity lapses when the CEO's employment is terminated. 
- 9 The CEO's potential cash severance payment is capped at two times annual cash remuneration.
- 10 The accrued benefits of the CEO's post-retirement income are within the typical market range for the relevant market cap bracket.

**CEO: John S. Stroup**

**Age: 45**

**CEO Since: 2005**

	2009	2010	2011
<b>Base Salary</b>	\$700,000	\$700,000	\$775,000
<b>Discretionary Bonus</b>	\$0	\$0	\$0
<b>Annual Cash Incentive</b>	\$990,990	\$1,326,780	\$1,050,000
<b>Benefits and Perquisites</b>	\$64,729	\$83,367	\$111,168
<b>TOTAL ANNUAL COMPENSATION</b>	<b>\$1,755,719</b>	<b>\$2,110,147</b>	<b>\$1,936,168</b>
<b>Increase in Post-Retirement Benefits</b>	\$142,796	\$175,574	\$317,882
<b>Stock Option Awards</b>	\$1,552,150	\$1,623,826	\$2,476,127
<b>Stock Awards</b>	\$1,509,984	\$1,546,429	\$0
<b>TOTAL COMPENSATION</b>	<b>\$4,960,649</b>	<b>\$5,455,976</b>	<b>\$4,730,177</b>
<b>Median of Other Named Executive Officers Total Compensation</b>	\$1,369,164	\$1,744,276	\$1,302,559
<b>Value Realized on Exercise of Stock Option</b>	\$0	\$0	\$2,877,878
<b>Value Realized on Vesting of Stock</b>	\$448,125	\$4,410,040	\$1,262,969
<b>TOTAL REALIZED EQUITY COMPENSATION</b>	<b>\$448,125</b>	<b>\$4,410,040</b>	<b>\$4,140,847</b>

**Proxy Date:** 10 Apr 2012

**Annual Meeting Date:** 30 May 2012

**Equity Reserves:** 15.53%

**Stock Option Run Rate:** 1.17%

# Belden Inc.

BDC NYSE

Communications Equipment

Market Capitalization USD: **\$1,223.45 mm**

## Performance Comparison

■ S&P500 ■ Industry ■ BDC



## Peer Comparisons (TRBC) =Communications Equipment

### Total Summary CEO Compensation

Ticker	Company Name	2009	2010	2011	Market Cap
<b>BDC</b>	<b>Belden Inc.</b>	<b>\$4,960,649</b>	<b>\$5,455,976</b>	<b>\$4,730,177</b>	<b>\$1,223,452,841</b>
PLCM	Polycom, Inc.	\$2,944,633	\$4,341,868	\$5,016,646	\$3,249,092,751
RVBD	Riverbed Technology, Inc.	\$3,875,651	\$5,185,183	\$8,958,437	\$3,101,856,734
APKT	Acme Packet, Inc.	\$1,111,556	\$1,728,592	\$3,310,108	\$2,832,839,522
JDSU	JDS Uniphase Corporation	\$5,945,954	\$2,317,663		\$2,283,965,037
ARUN	Aruba Networks, Inc.	\$2,552,312	\$400,000		\$2,209,737,246
BRCD	Brocade Communications Systems, Inc.	\$10,707,452	\$4,804,875	\$4,022,080	\$2,119,549,269

To insure consistency, peer comparisons are based on a combination of TRBC Industry and Sector classifications and company market caps. Missing peer pay figures for 2011 are due to differences in company filing schedules.

### Pay Peer Group

Acuity Brands, Inc., Anixter International Inc., A.O. Smith Corporation, Carlisle Companies Incorporated, General Cable Corporation, Hexcel Corporation, Hubbell Incorporated, IDEX Corporation, JDS Uniphase Corporation, Molex Incorporated, Pentair, Inc., Regal Beloit Corporation, Roper Industries, Inc., Thomas & Betts Corporation.

### Performance Peer Group

NA

## COMPENSATION COMMITTEE MEMBERS

Director	Membership	Age	Gender	Tenure	Independence
Glenn Kalnasv	Chairman	68	Male	27	Outside Related
David J. Aldrich	Member	55	Male	5	Outside
John M. Monter	Member	64	Male	8	Outside