



Amylin Pharmaceuticals, Inc.




AMLN NASDAQ

Pharmaceuticals - Diversified

Market Capitalization USD:

\$1,346.60 mm

CONCERN LEVEL: AVERAGE

- 1 The CEO's total remuneration is within the typical market range for the relevant industry and market cap.
- 2 The ratio between the CEO's pay and the median pay of the other named executive officers is 3X or less.
- 3 The CEO's annual cash incentives rose or fell in line with annual performance. 
- 4 The CEO received no more than one annual cash bonus this fiscal year.
- 5 The CEO's equity remuneration reflected the company's share price movement over the last five years.
- 6 The company only pays long-term incentives to the CEO for above median performance against a peer group. 
- 7 The company's dilution from equity incentives is 10 percent or less.
- 8 Unvested equity lapses when the CEO's employment is terminated. 
- 9 The CEO's potential cash severance payment is capped at two times annual cash remuneration.
- 10 The accrued benefits of the CEO's post-retirement income are within the typical market range for the relevant market cap bracket.

CEO: Daniel M. Bradbury

Age: 50

CEO Since: 2007

	2009	2010	2011
Base Salary	\$662,019	\$675,000	\$675,000
Discretionary Bonus	\$0	\$0	\$0
Annual Cash Incentive	\$814,280	\$0	\$972,000
Benefits and Perquisites	\$726	\$969	\$969
TOTAL ANNUAL COMPENSATION	\$1,477,025	\$675,969	\$1,647,969
Increase in Post-Retirement Benefits	\$0	\$0	\$0
Stock Option Awards	\$2,201,880	\$2,248,025	\$1,846,500
Stock Awards	\$31,850	\$1,832,850	\$914,863
TOTAL COMPENSATION	\$3,710,755	\$4,756,844	\$4,409,332
Median of Other Named Executive Officers Total Compensation	\$1,311,778	\$1,314,507	\$1,691,481
Value Realized on Exercise of Stock Option	\$0	\$289,078	\$135,900
Value Realized on Vesting of Stock	\$32,580	\$47,101	\$22,783
TOTAL REALIZED EQUITY COMPENSATION	\$32,580	\$336,179	\$158,683

Proxy Date: 12 Apr 2012

Annual Meeting Date: 15 May 2012

Equity Reserves: 8.68%

Stock Option Run Rate: 1.98%

Amylin Pharmaceuticals, Inc.

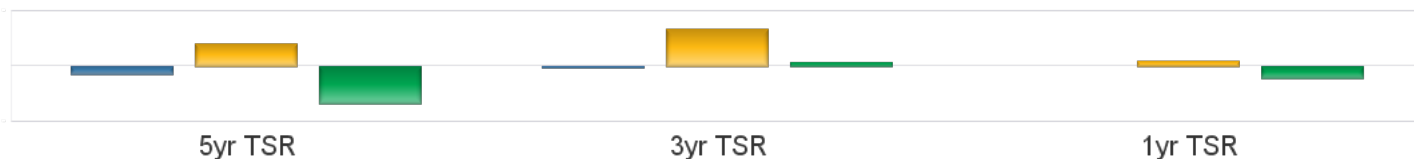
AMLN NASDAQ

Pharmaceuticals - Diversified

Market Capitalization USD: **\$1,346.60 mm**

Performance Comparison

■ S&P500 ■ Industry ■ AMLN



Peer Comparisons (TRBC) =Pharmaceuticals - Diversified

Total Summary CEO Compensation

Ticker	Company Name	2009	2010	2011	Market Cap
AMLN	Amylin Pharmaceuticals, Inc.	\$3,710,755	\$4,756,844	\$4,409,332	\$1,346,595,842
WCRX	Warner Chilcott plc	\$6,533,058	\$7,522,431	\$6,586,777	\$3,633,281,380
BMRN	BioMarin Pharmaceutical Inc.	\$3,846,509	\$5,411,026	\$19,183,735	\$3,563,935,732
ENDP	Endo Pharmaceuticals Holdings Inc.	\$5,684,367	\$6,602,458		\$3,263,293,473
CBST	Cubist Pharmaceuticals, Inc.	\$2,321,405	\$2,873,491		\$2,158,172,123
THRX	Theravance, Inc.	\$2,300,609	\$1,946,398	\$6,840,942	\$1,707,207,118
ARIA	ARIAD Pharmaceuticals, Inc.	\$1,201,590	\$2,131,093		\$1,165,089,677

To insure consistency, peer comparisons are based on a combination of TRBC Industry and Sector classifications and company market caps.

Missing peer pay figures for 2011 are due to differences in company filing schedules.

Pay Peer Group

Alexion Pharmaceuticals, Inc., Alkermes, Inc., Auxilium Pharmaceuticals, Inc., BioMarin Pharmaceuticals, Inc., Cephalon, Inc., Cubist Pharmaceuticals, Inc., Dendreon Corporation, Endo Pharmaceuticals Holdings Inc., Myriad Genetics Laboratories and Pharmaceuticals, Regeneron Pharmaceuticals Inc., United Therapeutics Corporation, Valeant Pharmaceuticals International, Inc., Vertex Pharmaceuticals, Inc.

Performance Peer Group

NA

COMPENSATION COMMITTEE MEMBERS

Director	Membership	Age	Gender	Tenure	Independence
Adrian Adams	Chairman	61	Male	5	Outside
Karin Eastham	Member	62	Female	7	Outside
Teresa Beck	Member	57	Female	5	Outside

This report is for informational purposes only, and should not be considered a solicitation to buy or sell any security. Thomson Reuters Business Classification (TRBC) is a global industry classification system that is owned and operated by Thomson Reuters and has been licensed for use by GMI Ratings.

COPYRIGHT 2012 | GMI Ratings | ALL RIGHTS RESERVED